



PLASTIC RIVETS & SCREWS

TR Fastenings is recognised throughout the industry for world class products & services

We manufacture, stock & distribute a vast range of industrial fasteners & components

www.trfastenings.com

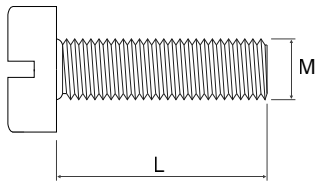
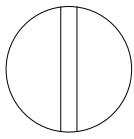
sales@trfastenings.com

Edition 7

Contents

	Nylon Screws	3 - 6		Snap Rivet - TRRH	9
	Cheese Slotted - CSNYMC DIN 84 - ISO 1207	3		Snap Rivet - TRRT	10
	Countersunk Slotted - KSNYMC DIN 963 - ISO 2009	3		Push Rivet - TRPPR	11
	Raised Countersunk Slotted ISNYMC - DIN 964 - ISO2010	4		Push Rivet - TRPR	12
	Pan Slotted - PSNYMC DIN 85 - ISO 1580	4		Pawl Lock Rivet - TRPL	12
	Pan Recessed Type Z - PRNYMC	5		Clinch Rivet - TRCR	13
	Pan Recessed Type H - PPNYMC	5		Drive Fastener - TRDF	14
	Countersunk Recess Type H KPNYMC	6		Mini Mounting Button - TRMB	14
	Raised Countersunk Recess Type H IPNYMC	6		Mounting Button - TRMB (Type 2)	15
	Rivets	7 - 15		Snap Lock Pin - TRSLP	15
	Snap Rivet - TRSR	7		Material Specification	16
	Snap Rivet - TRSR Cross	8		Technical Information	17

Cheese Slotted DIN 84 - ISO 1207



Screw Head Shapes
Screw Drive Type
Thread
Material
Colour
Unit
Standard Pack

Cheese Head
Slotted
M2 / M2.5 / M3 / M4 / M5 / M6
Nylon 6/6 V2 / TMS 001
Natural
mm
1,000 per bag

Preferred Range

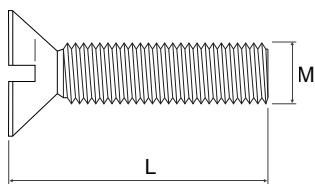
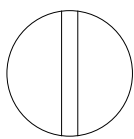
Length mm (L)	04	04.5	05	06.5	06	08	10	12	16	20	25	30	35	40	50	60	
Thread (M)	M2	04		05		06	08	10	12	16	20	25					
	M2.5	04	04.5			06	08	10	12	16	20	25					
	M3	04		05		06	08	10	12	16	20	25	30	35	40		
	M4					06	08	10	12	16	20	25	30		40		
	M5					06	08	10	12	16	20	25	30		40	50	
	M6			05	06.5	06	08	10	12	16	20	25	30		40	50	60

Black available upon request - please add B to part number

Note: Other sizes available

Part number example - M6-50-CSNYMC-SF

Countersunk Slotted DIN 963 - ISO 2009



Screw Head Shapes
Screw Drive Type
Thread
Material
Colour
Unit
Standard Pack

Countersunk Head
Slotted
M3 / M4 / M5 / M6
Nylon 6/6 V2 / TMS 001
Natural
mm
1,000 per bag

Preferred Range

Length mm (L)	05	06	07	08	10	12	15	16	18	20	22	25	30	35	40	42	50	60
Thread (M)	M3	05	06		08	10	12		16		20		25	30		42		
	M4		06		08	10	12	15	16		20		25	30	35			
	M5		06	07	08	10	12	15	16	18	20		25	30	35	40		
	M6		06		08	10	12	15	16		20	22	25	30		40		50

Black available upon request - please add B to part number

Note: Other sizes available

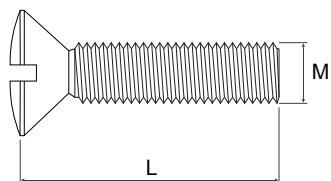
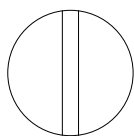
Part number example - M6-40-KSNYMC-SF

Nylon Screws

ISNYMC/PSNYMC



Raised Countersunk Slotted DIN 964 - ISO2010



Screw Head Shapes
Screw Drive Type
Thread
Material
Colour
Unit
Standard Pack

Raised Countersunk Head
Slotted
M3 / M4 / M5 / M6
Nylon 6/6 V2 / TMS 001
Natural
mm
1,000 per bag

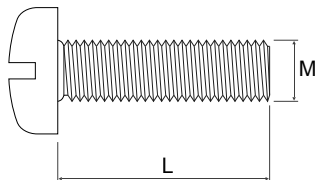
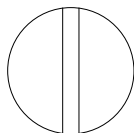
Preferred Range

Length mm (L)		05	06	08	10	12	15	16	18	20	22	25	30	40	50	60
Thread (M)	M3	05	06	08	10	12		16		20		25	30			
	M4		06	08	10	12	15			20		25	30			
	M5				10	12	15	16	18	20		25	30			
	M6			08	10	12	15	16		20	22	25	30	40	50	60

Black available upon request - please add B to part number

Part number example - M6-40-ISNYMC-SF

Pan Slotted DIN 85 - ISO 1580



Screw Head Shapes
Screw Drive Type
Thread
Material
Colour
Unit
Standard Pack

Pan Head
Slotted
M2 / M2.5 / M3 / M4 / M5 / M6
Nylon 6/6 V2 / TMS 001
Natural
mm
1,000 per bag

Preferred Range

Length mm (L)		04	04.5	05	06	06.5	08	10	12	16	20	25	30	35	40	50	60
Thread (M)	M2	04		05	06		08	10	12	16	20	25					
	M2.5		04.5		06		08	10	12	16	20	25					
	M3	04		05	06		08	10	12	16	20	25	30	35	40		
	M4				06		08	10	12	16	20	25	30		40		
	M5				06		08	10	12	16	20	25	30		40	50	
	M6			05	06	06.5	08	10	12	16	20	25	30		40	50	60

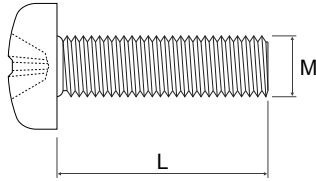

Black available upon request - please add B to part number

Part number example - M6-60-PSNYMC-SF

Nylon Screws

PRNYMC/PPNYMC

Pan Recessed Type Z



Screw Head Shapes
Screw Drive Type
Thread
Material
Colour
Unit
Standard Pack

Pan Head
Pozi Type Z
M3 / M4 / M5 / M6
Nylon 6/6 V2 / TMS 001
Natural
mm
1,000 per bag

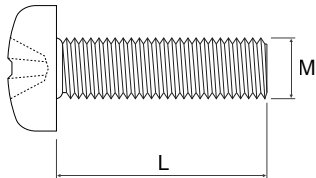

Preferred Range

Length mm (L)		04	05	06	06.5	08	10	12	16	20	25	30	35	40	50	60
Thread (M)	M3	04	05	06		08	10	12	16	20	25	30	35	40		
	M4			06		08	10	12	16	20	25	30		40		
	M5			06		08	10	12	16	20	25	30		40	50	
	M6		05	06	06.5	08	10	12	16	20	25	30		40	50	60

Black available upon request - please add B to part number

Part number example - M6-60-PRNYMC-SF

Pan Recessed Type H



Screw Head Shapes
Screw Drive Type
Thread
Material
Colour
Unit
Standard Pack

Pan Head
Recessed Type H
M3 / M4 / M5 / M6 / M8 / M10
Nylon 6/6 V2 / TMS 001
Natural
mm
1,000 per bag

Preferred Range

Length mm (L)		04	04.5	05	06	06.5	08	10	12	15	16	20	22	25	30	35	40	45	50	60
Thread (M)	M2	04		05	06		08	10	12		16	20		25						
	M2.5		04.5		06		08	10	12		16	20		25						
	M3	04		05	06		08	10	12		16	20		25	30	35	40			
	M4				06		08	10	12	15	16	20		25	30		40			
	M5				06		08	10	12		16	20		25	30		40		50	
	M6			05	06	06.5	08	10	12		16	20	22	25	30		40		50	60
	M8							10	12		16	20		25	30	35	40	45	50	
	M10											16	20		25	30				

Black available upon request - please add B to part number

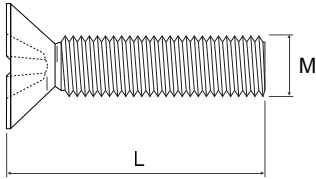

Part number example - M10-60-PPNYMC-SF

Nylon Screws

KPNYMC/IPNYMC



Countersunk Recess Type H



Screw Head Shapes
Screw Drive Type
Thread
Material
Colour
Unit
Standard Pack

Countersunk Head
Recess Type H
M3 / M4 / M5 / M6
Nylon 6/6 V2 / TMS 001
Natural
mm
1,000 per bag

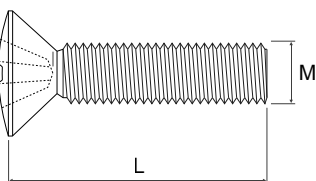

Preferred Range

Length mm (L)	05	06	07	08	10	12	15	16	18	20	22	25	30	35	40	42	50	60
Thread (M)	M3	05	06		08	10	12		16		20		25	30			42	
	M4		06		08	10	12	15	16		20		25	30	35			
	M5			07	08	10	12	15	16	18	20		25	30	35	40		
	M6				08	10	12	15	16		20	22	25	30		40		50

Black available upon request - please add B to part number

Part number example - M6-40-KPNYMC-SF

Raised Countersunk Recess Type H



Screw Head Shapes
Screw Drive Type
Thread
Material
Colour
Unit
Standard Pack

Raised Countersunk Head
Cross Recess Type H
M3 / M4 / M5 / M6
Nylon 6/6 V2 / TMS 001
Natural
mm
1,000 per bag

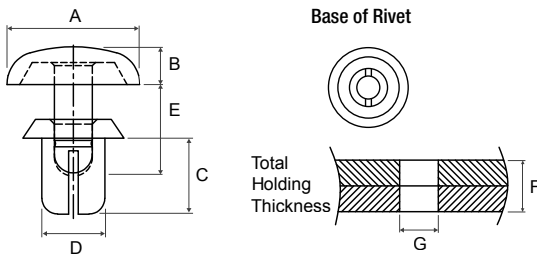
Preferred Range

Length mm (L)	05	06	07	08	10	12	15	16	18	20	22	25	30	35	40	42	50	60
Thread (M)	M3	05	06		08	10	12		16		20		25	30			42	
	M4		06		08	10	12	15	16		20		25	30	35			
	M5			07	08	10	12	15	16	18	20		25	30	35	40		
	M6				08	10	12	15	16		20	22	25	30		40		50

Black available upon request - please add B to part number

Part number example - M6-40-IPNYMC-SF

Snap Rivet - TRSR



Type Snap Rivet TRSR
 Material Nylon 6 UL94V/2 / TMS 052
 Nylon 46 (Heat Stabilised)
 Colour Black/White
 Unit mm
 Standard Pack 1,000 per bag

Please add B for black, W for white colour.
 Flame retardant - please add V0 at the end of the part number.

Heat resistant - add HR to part number, heat resistant to 150°C

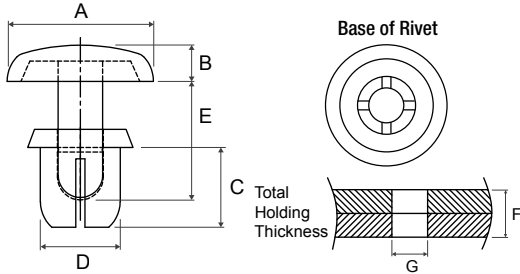
Part Number	Insertion Force		≤ 2.5 kgf		Extraction Force			≤ 3.0 kgf	
	Colour	G (hole dia)	F	A	B	C	D	E	
TRSR2024	B	W	2.1 ~ 2.2	0.6 ~ 1.2	4.2	1.2	2.0	2.4	
TRSR2032	B	W		1.3 ~ 2.0				3.2	2.8
TRSR2040	B	W		2.1 ~ 2.8				4.0	3.8
TRSR2048	B	W		2.9 ~ 3.6				4.8	5.5
TRSR2056	B	W		3.7 ~ 4.4				5.6	7.2
TRSR2064	B	W		4.5 ~ 5.2				6.4	

Part Number	Insertion Force		≤ 3.0 kgf		Extraction Force			≤ 3.0 kgf	
	Colour	G (hole dia)	F	A	B	C	D	E	
TRSR2632	B	W	2.6 ~ 2.7	1.0 ~ 2.0	5.0	1.4	2.6	3.2	
TRSR2642	B	W		2.1 ~ 3.0				4.2	4.6
TRSR2648	B	W		2.7 ~ 3.6				4.8	6.2
TRSR2655	B	W		3.4 ~ 4.3				5.5	
TRSR2664	B	W		4.3 ~ 5.2				6.4	7.8
TRSR2672	B	W		5.1 ~ 6.0				7.2	

Part Number	Insertion Force		≤ 2.5 kgf		Extraction Force			≤ 3.0 kgf	
	Colour	G (hole dia)	F	A	B	C	D	E	
TRSR3035	B	W	3.1 ~ 3.2	1.0 ~ 2.0	6.4	1.6	3.0	3.5	
TRSR3045	B	W		2.0 ~ 3.0				4.5	5.1
TRSR3050	B	W		2.5 ~ 3.5				5.0	
TRSR3055	B	W		3.0 ~ 4.0				5.5	6.1
TRSR3065	B	W		4.0 ~ 5.0				6.5	
TRSR3075	B	W		5.0 ~ 6.0				7.5	7.1
TRSR3080	B	W		5.5 ~ 6.5				8.0	
TRSR3090	B	W		6.5 ~ 7.5				9.0	9.0
TRSR3100	B	W		7.5 ~ 8.5				10.0	
TRSR3145	B	W		11.5 ~ 13.0				14.5	11.0
TRSR3230	B	W		20.5 ~ 21.5				23.0	

Part number example - TRSR3230B
 No installation tool required

Snap Rivet - TRSR Cross



Type Snap Rivet TRSR Cross
 Material Nylon 6 UL94V2 / TMS 052
 Nylon 46 (Heat Stabilised)
 Colour Black/White
 Unit mm
 Standard Pack 1,000 per bag

Please add B for black, W for white colour.
 Flame retardant - please add VO at the end of the part number.

Heat resistant - add HR to part number, heat resistant to 150°C
 Part number example - TRSR6080B

Part Number	Insertion Force		≤ 4.0 kgf		Extraction Force			≤ 12.0 kgf	
	Colour	G (hole dia)	F	A	B	C	D	E	
TRSR3535	B	W	3.6 ~ 3.7	1.1 ~ 2.1	6.4	1.6	3.5	3.5	
TRSR3545	B	W		2.2 ~ 3.1					6.1
TRSR3550	B	W		2.7 ~ 3.6					
TRSR3555	B	W		3.2 ~ 4.1					
TRSR3560	B	W		3.7 ~ 4.6					
TRSR3570	B	W		4.7 ~ 5.6					
TRSR3580	B	W		5.7 ~ 6.6					

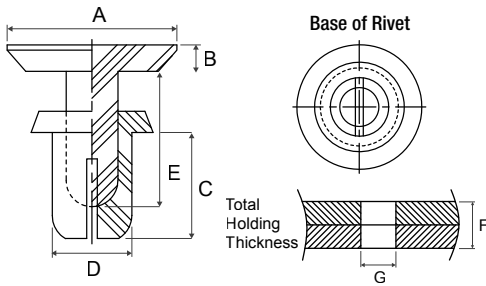
Part Number	Insertion Force		≤ 4.0 kgf		Extraction Force			≤ 20.0 kgf
	Colour	G (hole dia)	F	A	B	C	D	E
TRSR4040	B	W	4.1 ~ 4.2	1.7 ~ 2.5	8.0	1.8	4.0	5.1
TRSR4050	B	W		2.5 ~ 3.5				7.1
TRSR4055	B	W		3.0 ~ 4.0				
TRSR4060	B	W		3.5 ~ 4.5				
TRSR4070	B	W		4.5 ~ 5.5				
TRSR4080	B	W		5.5 ~ 6.5				
TRSR4090	B	W		6.5 ~ 7.5				
TRSR4100	B	W		7.5 ~ 8.5				
TRSR4120	B	W		9.0 ~ 10.5				
TRSR4155	B	W		12.5 ~ 14.0				

Part Number	Insertion Force		≤ 5.0 kgf		Extraction Force			≤ 25.0 kgf
	Colour	G (hole dia)	F	A	B	C	D	E
TRSR5045	B	W	5.1 ~ 5.2	1.5 ~ 2.5	9.0	2.2	5.0	6.5
TRSR5055	B	W		2.5 ~ 3.5				
TRSR5065	B	W		3.5 ~ 4.5				
TRSR5075	B	W		4.5 ~ 5.5				8.5
TRSR5085	B	W		5.5 ~ 6.5				
TRSR5095	B	W		6.5 ~ 7.5				
TRSR5105	B	W		7.5 ~ 8.5				

Part Number	Insertion Force		≤ 6.0 kgf		Extraction Force			≤ 25.0 kgf	
	Colour	G (hole dia)	F	A	B	C	D	E	
TRSR5865	B	W	5.9 ~ 6.0	1.0 ~ 2.0	12.0	2.7	6.5	5.8	9.0

Part Number	Insertion Force		≤ 6.0 kgf		Extraction Force			≤ 30.0 kgf	
	Colour	G (hole dia)	F	A	B	C	D	E	
TRSR6060	B	W	6.1 ~ 6.2	2.5 ~ 4.0	12.0	3.0	8.0	30.0	9.0
TRSR6080	B	W		4.0 ~ 5.5					10.0

Snap Rivet - TRRH



Type Snap Rivet TRRH
 Material Nylon 6 UL94V/2 / TMS 052
 Colour Black/White
 Unit mm
 Standard Pack 1,000 per bag

Please add B for black, W for white colour.
 Flame retardant - please add V0 at the end of the part number.

Flat head eases disassembly

Part Number	Insertion Force		≤ 3.0 kgf		Extraction Force		≤ 8.0 kgf		
	Colour	G (hole dia)	F	A	B	C	D	E	
TRRH2685	B	W	2.6 ~ 2.8	6.0 ~ 7.0	6.4	0.7	8.5	2.6	10.0

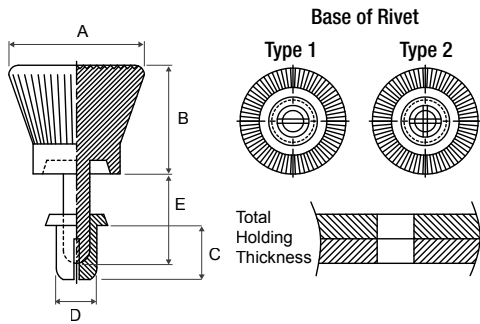
Part Number	Insertion Force		≤ 3.0 kgf		Extraction Force		≤ 8.0 kgf		
	Colour	G (hole dia)	F	A	B	C	D	E	
TRRH3035	B	W	3.1 ~ 3.2	1.0 ~ 2.0	6.4	1.0	3.5	3.0	6.5
TRRH3045	B	W		2.0 ~ 3.0			4.5		
TRRH3055	B	W		3.0 ~ 4.0			5.5		

Part Number	Insertion Force		≤ 3.0 kgf		Extraction Force		≤ 8.0 kgf		
	Colour	G (hole dia)	F	A	B	C	D	E	
TRRH3065	B	W	3.1 ~ 3.2	4.0 ~ 5.0	6.0	1.0	6.5	3.0	10.0
TRRH3075	B	W		5.0 ~ 6.0			7.5		
TRRH3080	B	W		5.5 ~ 6.5			8.0		
TRRH3090	B	W		6.5 ~ 7.5			9.0		12.0
TRRH3100	B	W		7.5 ~ 8.5			10.0		

Part Number	Insertion Force		≤ 4.0 kgf		Extraction Force		≤ 12.0 kgf		
	Colour	G (hole dia)	F	A	B	C	D	E	
TRRH3535	B	W	3.6 ~ 3.7	1.1 ~ 2.1	6.4	1.0	3.5	3.5	6.5
TRRH3545	B	W		2.2 ~ 3.1			4.5		
TRRH3555	B	W		2.7 ~ 3.6			5.5		
TRRH3560	B	W		3.5 ~ 4.5			6.0		10.0
TRRH3570	B	W		3.2 ~ 4.1			7.0		
TRRH3580	B	W		3.7 ~ 4.6			8.0		

Part number example - TRRH3580B
 No installation tool required

Snap Rivet - TRRT



Type Snap Rivet T Type TRRT
 Material Nylon 6 UL94V/2 / TMS 052
 Colour Black / White
 Unit mm
 Standard Pack 1,000 per bag

Please add B for black, W for white colour.
 Flame retardant - please add V0 at the end of the part number.

Type 1 - Suitable for 3.0 body (D)
 Type 2 - Suitable for 3.5 and 4.0 body (D)

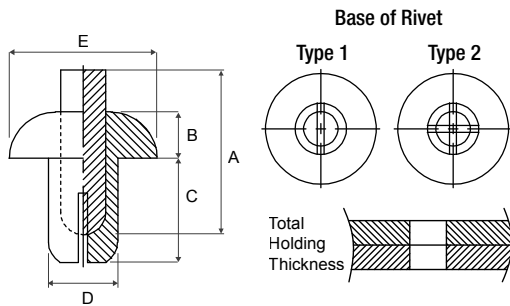
Part Number	Insertion Force		≤ 3.0 kgf		Extraction Force			≤ 8.0 kgf
	Colour	Hole Dia	Panel Thick	A	B	C	D	E
TRRT3035	B	W	1.0 ~ 2.0	10.0	8.0	3.5	3.0	6.6
TRRT3045	B	W	2.0 ~ 3.0			4.5		
TRRT3055	B	W	3.0 ~ 4.0			5.5		
TRRT3065	B	W	4.0 ~ 5.0			6.5		
TRRT3075	B	W	5.0 ~ 6.0			7.5		
TRRT3080	B	W	5.5 ~ 6.5			8.0		

Part Number	Insertion Force		≤ 4.0 kgf		Extraction Force			≤ 12.0 kgf
	Colour	Hole Dia	Panel Thick	A	B	C	D	E
TRRT3535	B	W	1.0 ~ 2.0	10.0	8.0	3.5	3.5	6.6
TRRT3545	B	W	2.0 ~ 3.0			4.5		
TRRT3555	B	W	3.0 ~ 4.0			5.5		
TRRT3560	B	W	3.5 ~ 4.5			6.0		
TRRT3570	B	W	4.5 ~ 5.5			7.0		
TRRT3580	B	W	5.5 ~ 6.5			8.0		

Part Number	Insertion Force		≤ 4.0 kgf		Extraction Force			≤ 20.0 kgf
	Colour	Hole Dia	Panel Thick	A	B	C	D	E
TRRT4050	B	W	2.5 ~ 3.5	12.0	8.0	5.0	4.0	11.2
TRRT4060	B	W	3.5 ~ 4.5			6.0		
TRRT4070	B	W	4.5 ~ 5.5			7.0		
TRRT4080	B	W	5.5 ~ 6.5			8.0		
TRRT4090	B	W	6.5 ~ 7.5			9.0		
TRRT4100	B	W	7.5 ~ 8.5			10.0		

Part number example - TRRT4100B
 No installation tool required
 Large head for fast assembly/disassembly

Push Rivet - TRPPR



Type Push Rivet TRPPR
 Material Nylon 6 UL94V2 / TMS 052
 Colour Black/White
 Unit mm
 Standard Pack 1,000 per bag

Please add B for black, W for white colour.
 Flame retardant - please add V0 at the end of the part number.

Type 1 - Suitable for 3.0 body

Type 1

Part Number	Insertion Force		≤ 3.0 kgf		Extraction Force			≤ 8.0 kgf
	Colour	Hole Dia	Panel Thick	A	B	C	D	E
TRPPR-3045	B	W	3.1	2.0 ~ 3.0	8.9	2.0	3.0	4.5
TRPPR-3055	B	W		3.0 ~ 4.0				5.6

Type 2

Part Number	Insertion Force		≤ 4.0 kgf		Extraction Force			≤ 20.0 kgf
	Colour	Hole Dia	Panel Thick	A	B	C	D	E
TRPPR-4050	B	W	4.1	2.5 ~ 3.5	2.2	5.0	4.0	8.0
TRPPR-4060	B	W		3.5 ~ 4.5				
TRPPR-4850	B	W	4.8	1.2 ~ 3.0	3.3	5.1	4.8	9.9

Part Number	Insertion Force		≤ 5.0 kgf		Extraction Force			≤ 25.0 kgf		
	Colour	Hole Dia	Panel Thick	A	B	C	D	E		
TRPPR-5050	B	W	5.1	2.0 ~ 3.0	2.8	5.1	5.0	9.5		
TRPPR-5060	B	W		3.0 ~ 4.0					9.4	6.1
TRPPR-5070	B	W		4.0 ~ 5.0					11.4	7.1
TRPPR-5080	B	W		5.0 ~ 6.0					12.4	8.1
TRPPR-5090	B	W		6.0 ~ 7.0					13.6	8.9
TRPPR-5100	B	W		7.0 ~ 8.0					10.0	

Part Number	Insertion Force		≤ 6.0 kgf		Extraction Force			≤ 30.0 kgf
	Colour	Hole Dia	Panel Thick	A	B	C	D	E
TRPPR-6060	B	W	6.1	2.5 ~ 4.0	1.5	6.1	6.0	10.9

Part Number	Insertion Force		Panel F	A	B	C	D	E		
	Colour	Hole Dia								
TRPPR8515	B	W	8.6	17.0	5.5	15.5	8.45	21.3		
TRPPR8515-2	B	W						6.0 - 9.0	27.4	
TRPPR8521	B	W						11.5 - 14.5	17.0	20.8
TRPPR8511	B	W						2.0 - 5.0	16.4	11.5

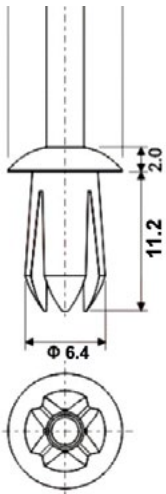
Part number example - TRPPR-6060
 No installation tool required

Push Rivet - TRPR

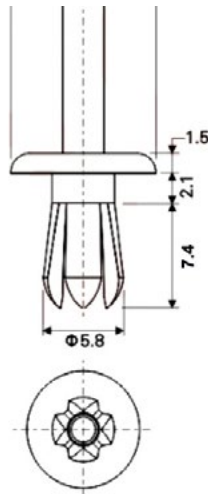


Rivet Series Nylon 6 UL HB
 Type Push Rivets TRPR
 Material Nylon 6 UL94V2 / TMS 001
 Color Black/White
 Unit mm
 Standard Pack 1,000 per bag

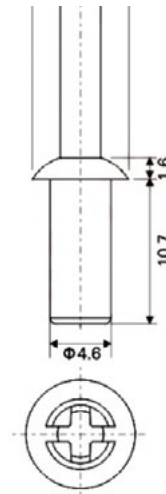
Please add B for black, W for white.
 Flame retardant - please add V0 at the end of the part number.



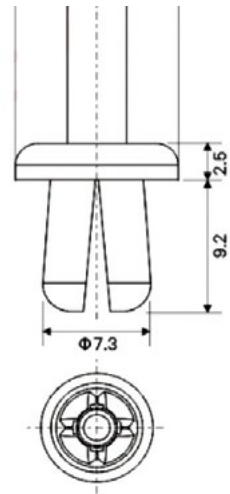
Type 1



Type 2



Type 3

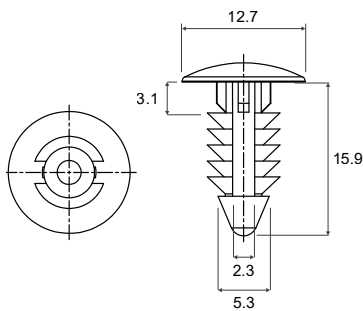


Type 4

Part Number	Colour		Type	Hole	Panel Thickness
TRPR16492	B	W	Type 1	5.5	2.4 - 4.0
TRPR25895	B	W	Type 2	4.8	4.0 - 7.1
TRPR34610	B	W	Type 3	4.8	1.0 - 9.5
TRPR47392	B	W	Type 4	6.4	1.5 - 6.4

Part number example - TRPR47392B
 No installation tool required

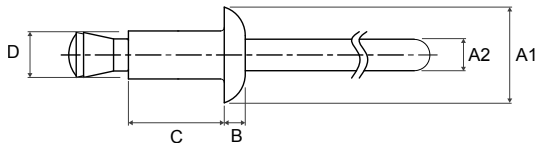
Pawl Lock Rivet - TRPL



Type Pawl Lock
 Material Nylon 6/6 V2 / TMS 001
 Colour Natural/Black
 Hole Size 6.35 mm
 Unit mm
 Standard Pack 1,000 per bag

Part number -
 Nylon 6/6 V2 Natural = TRPL-250-10-01-N
 Nylon 6/6 V2 Black = TRPL-250-10-01-B

Clinch Rivet - TRCR



Type	Clinch Rivet TRCR
Material (Rivet)	Nylon 6 V2 / TMS 052
Material (Mandrel)	Polycarbonate V2 / TMS 072
Colour (Rivet)	Black/White
Colour (Mandrel)	Clear Polycarbonate
Unit	mm
Standard Pack	1,000 per bag

Part Number	Colour		Tensile Strength (yield) Type: 12kgf		Shear Strength Type: 12 kgf				
			Hole Dia	Panel Thick	A1	A2	B	C	D
TRCR32-11	B	W	3.3	1.0 ~ 3.5	6.4	2.1	1.4	6.4	3.2
TRCR32-21	B	W		3.5 ~ 6.5				9.6	
TRCR32-31	B	W		6.5 ~ 9.5				12.7	

Part Number	Colour		Tensile Strength (yield) Type: 18 kgf		Shear Strength Type: 25 kgf				
			Hole Dia	Panel Thick	A1	A2	B	C	D
TRCR40-11	B	W	4.1	1.0 ~ 3.5	8.0	2.4	1.8	6.4	4.0
TRCR40-21	B	W		3.5 ~ 6.5				9.6	
TRCR40-31	B	W		6.5 ~ 9.5				12.7	

Part Number	Colour		Tensile Strength (yield) Type: 18 kgf		Shear Strength Type: 25 kgf				
			Hole Dia	Panel Thick	A1	A2	B	C	D
TRCR48-11	B	W	4.9	1.5 ~ 4.5	9.6	2.8	2.0	8.0	4.8
TRCR48-21	B	W		4.5 ~ 7.5				11.2	
TRCR48-31	B	W		7.5 ~ 10.5				14.4	

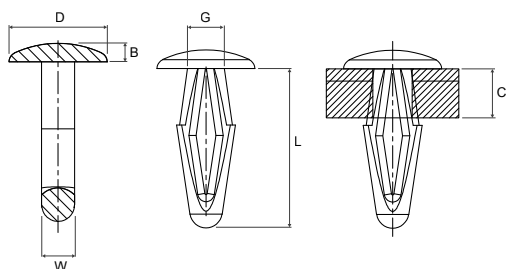
Part Number	Colour		Tensile Strength (yield) Type: 18 kgf		Shear Strength Type: 25 kgf				
			Hole Dia	Panel Thick	A1	A2	B	C	D
TRCR56-11	B	W	5.7	2.0 ~ 5.0	12.0	3.4	2.2	9.6	5.6
TRCR56-21	B	W		5.0 ~ 8.0				12.7	
TRCR56-31	B	W		8.0 ~ 11.5				15.9	

Part number example - TRCR56-31

Installation is achieved using a standard pop-rivet installation gun

Note: Other colours available on request: Grey | Tan | Natural

Drive Fastener - TRDF



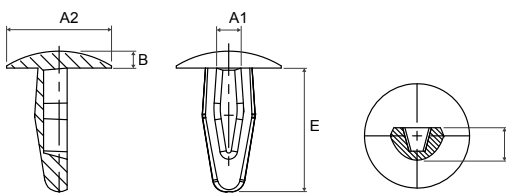
Type Drive Fastener TRDF
 Material POM / UL-94-HB TMS014
 Colour Black / Natural
 Unit mm
 Standard Pack 1,000 per bag

Part number example - TRDF-137-010B
 End part number with B for black or N for natural
 No installation tool required

Other sizes available see website for details

Part Number	Colour		Hole Dia (G)	Panel C	L	D	B	W
	B	N						
TRDF-137-010	B	N	3.2	1.0 - 4.5	13.0	8.0	1.5	2.7
TRDF-137-020	B	N	3.9	1.0 - 5.0	14.0	9.0	1.6	2.9
TRDF-137-030	B	N	4.7	1.0 - 5.5	15.0	10.0	1.7	3.4
TRDF-137-031	B	N	4.7	1.0 - 5.5	15.0	11.0	2.9	3.4
TRDF-137-040	B	N	6.4	1.5 - 6.5	17.0	12.0	2.0	3.9
TRDF-137-050	B	N	7.8	1.5 - 7.0	19.0	14.0	2.2	4.2
TRDF-137-060	B	N	5.5	6.0 - 9.0	18.0	12.0	2.0	3.8

Mini Mounting Button- TRMB

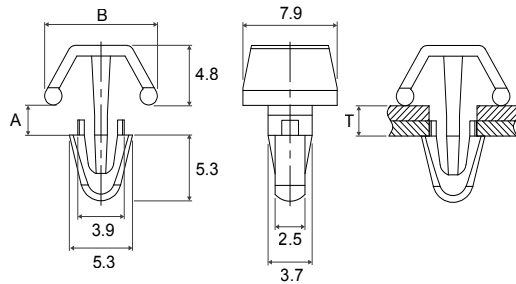


Type Mini Mounting Button
 Material Nylon 6 V2 / TMS 052
 Colour Black / Natural
 Unit mm
 Standard Pack 1,000 per bag

Part number example - TRMB-125-01B

Part Number	Colour		Hole Dia	Panel Thickness	A1	A2	B	D	E
	B	N							
TRMB-125-01	B	N	3.10 ~ 3.22	2.0 ~ 2.5	2.0	7.1	1.15	2.2	8.4
TRMB-136-01	B	N	3.22 ~ 3.58	2.9 ~ 4.0	2.4	10.3	1.70	3.2	11.1
TRMB-187-01	B	N	4.61 ~ 4.88	2.5 ~ 4.0	2.2	12.7	2.2	4.0	10.9

Mounting Button- TRMB



Type
Material
Colour
Unit
Standard Pack

Mounting Button TRMB
Nylon 66
Black / Natural
mm
1,000 per bag

Hole Dia:
TRMB-XX-156 = 4 +/- 0.08 mm
TRMB-XX-187 = 4.8 +/- 0.08 mm

Part number example - TRMB-1-156B
No installation tool required
Other sizes available, see website for details

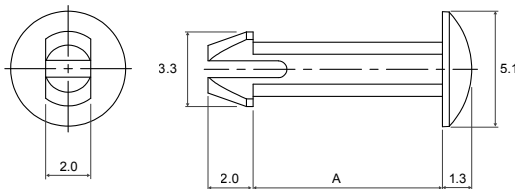
Type 1

Part Number	Colour	A	T	B
TRMB-1-156	B	N	0.8	0.8 - 2.4
TRMB-3-156	B	N	2.4	2.4 - 4.0
TRMB-5-156	B	N	4.8	4.8 - 5.6
TRMB-7-156	B	N	5.6	5.6 - 7.1
TRMB-9-156	B	N	7.9	7.9 - 9.5
TRMB-11-156	B	N	9.5	9.5 - 11.1
TRMB-13-156	B	N	11.1	11.1 - 12.7
TRMB-15-156	B	N	12.7	12.7 - 14.3
TRMB-17-156	B	N	14.3	14.3 - 15.9

Type 2

Part Number	Colour	A	T	B
TRMB-1-187	B	N	0.8	0.8 - 2.4
TRMB-3-187	B	N	2.4	2.4 - 4.0
TRMB-5-187	B	N	4.8	4.8 - 5.6
TRMB-7-187	B	N	5.6	5.6 - 7.1
TRMB-9-187	B	N	7.9	7.9 - 9.5
TRMB-11-187	B	N	9.5	9.5 - 11.1
TRMB-13-187	B	N	11.1	11.1 - 12.7
TRMB-15-187	B	N	12.7	12.7 - 14.3
TRMB-17-187	B	N	14.3	14.3 - 15.9

Snap Lock Pin - TRSLP (Arrow type)



Type
Style
Material
Colour
Unit
Standard Pack

Snap Lock Pin TRSLP
Open-Arrow Base
Nylon 6/6 V2 / TMS 001
Natural
mm
1,000 per bag

Part number example - TRSLP-1-100-701-1
No installation tool required

Part Number	Hole Dia	Panel Thickness	A
TRSLP-1-100-177-01	2.5	2.0	4.50
TRSLP-1-100-221-01			5.60
TRSLP-1-100-236-01			6.00
TRSLP-1-100-245-01			6.22
TRSLP-1-100-307-01			7.80
TRSLP-1-100-316-01			8.02
TRSLP-1-100-330-01			8.38
TRSLP-1-100-413-01			10.50
TRSLP-1-100-638-01			16.20
TRSLP-1-100-660-01			16.76
TRSLP-1-100-701-01			17.80

Teardrop type also available see website for details

The following material specification is used for identification of manufacturers materials and their properties. All data is obtained from the suppliers of raw materials. It does not represent a binding guarantee. TR Fastenings reserve the right to change manufacturer without notice.

The test material according to UL (Underwriter's Laboratories Inc.) allow classification of polymers according to their flame retardance.

With a horizontal and vertical test of fire behaviour under the influence of an open flame. Detailed information on UL, can be downloaded at, www.ul.com. The ratings are: UL94 -HB/V2/V1/V0

The temperature ranges of the various materials are guidelines received from the respective raw material manufacturers. It does not represent a binding guarantee. TR Fastenings reserve the right to change manufacturer without notice.

TMS Nr.	Material	UL-File Nr.	UL Classification	RoHS Compliant	Material Temperature Range					
					°C			°F		
001	Nylon 6/6	E70062	V2	Yes	-20	-	85	-4	-	185
003	PC	E45587	HB	Yes	-40	-	115	-40	-	239
008	PP	E63499	HB	Yes	0	-	65	32	-	149
014	POM Acetal	E38860	HB	Yes	-50	-	90	-58	-	194
019	Nylon 6/6	E70062	V0	Yes	-40	-	105	-40	-	221
026	PVC	E54709	V0	Yes	0	-	105	32	-	221
039	POM Acetal	E66288	HB	Yes	-40	-	100	-40	-	212
042	TPR	E80017	HB	Yes	-60	-	135	-76	-	275
052	Nylon 6	E41871	V2	Yes	-40	-	65	-40	-	149
072	PC Polycarbonate	E123529	V2	Yes	-40	-	80	-40	-	176
103	Nylon 66/6	E41871	V0	Yes	-40	-	65	-40	-	149
120	Nylon 6	E119177	V2	Yes	-40	-	152	-40	-	306
158	TPV	E80017	HB	Yes	-50	-	90	-58	-	194
173	Nylon 6 Glass Filled	E76261	HB	Yes	-20	-	140	-4	-	284

RoHS Directives

RoHS (Restriction on Hazardous Substances) refers to the Directive 2002/95/EC of the European Parliament of 27 January 2003 - This directive bans from 1 July 2006, the subsequent use of hazardous substances in electrical and electronic equipment. Lead, mercury, cadmium, hexavalent chromium, polybrominated Biphenyls (PBB), polybrominated biphenyl ethers (PBDEs).

The WEEE (Waste Electronic Equipment) refers to Directive 2002/95/EC of the European Parliament of 27 January 2003. This policy is primarily to avoid the waste of electrical and electronic equipment, as well as their recycling.

Please contact us if you need information regarding the RoHS or WEEE.

All data has been provided by the manufacturers of the raw materials available. It does not represent a binding guarantee. TR Fastenings reserve right to change manufacturer without notice. TR Fastenings assumes no responsibility. All information (images, drawings, specifications) in this catalogue are not binding commitments and must be checked independently by the user to ensure product is fit for purpose. Technical changes are always reserved.

Material: Nylon (ROHS)

The material used for the moulded products is Nylon. Its many compositions have most of the properties that are required in the electrical/ electronic industry such as:

- **Light Weight**
- **Strength** at low and high temperature
- **Resistance** to impact, abrasion, organic solvents and gasoline
- **Retention of shape** and stiffness at high temperature
- **Flammability rating**
- Colour: **natural and black**. All other RAL-Colours on request
- **ROHS** - Material suppliers to certify compliance with the Restriction of Hazardous Substances in electrical & electronic products.
- **Cost Reduction** where single application plastic part can replace multiple existing parts.
- **Moisture:** Nylon parts are *hygroscopic* (ability to hold water molecules drawn in from its surroundings). Therefore, when injection moulded, nylon parts *retain latent heat* from the manufacturing process and *continue to absorb moisture*.

All of our parts have *water added* before being packed in *sealed plastic bags* to ensure the integrity of the material and to prevent the parts from becoming brittle.

We strongly recommend continued storage of plastic parts in sealed bags.

- **Shelf Life:** All nylon products need be stored in the original, *unopened bag* at *22°C to 35°C* and *50% relative humidity*. If these conditions are met the shelf life will be one year from the date of shipment.
- **UL Flame Rating:** UL94 classifications V0, V1, V2 and HB describe the flame retardancy levels for a given resin. V0 rated resins typically have the highest flame resistance followed by V1, V2 and HB.

Acrylic Adhesive Tape (Release Tab)

- **Shelf Life:** The adhesive used has a shelf live of 12 months if stored correctly. Adhesive parts should be stored in the *original bags* at *room temperature of 22°C to 35°C*.
- **Surface:** The bonding surface must be *clean, uniform, dry* and *free of condensation*.
- Do not use on *fabric or rough, loose surfaces*.
- **Release Tab:** Remove the releaser liner being very careful not to touch the adhesive surface and then quickly and firmly rub the product into place. *Firm pressure* is needed to ensure full contact.
- **Tapes are not UI-rated**
- Material temperature range is: *-20°C to +60°C*.

Quality

- All material is **ISO 14001/2004** compliant.



Spacers & Pillars

Range: F/F Female/Female, M/F Male/Female, M/M Male/Male and Through Hole.

Materials: Steel, stainless steel, brass, aluminium, black nylon, white nylon.



TR Branded Products

Our own range of fastener solutions for specific industries and applications, including:

Fasteners for sheet metal, fasteners for plastic, security fasteners, thread-locking nuts and micro-diameter fasteners from M0.6.



Sheet Metal Fasteners

Cage nuts, blind rivets, blind rivet nuts, rivet bushes, K-nuts, self clinch, swage nuts, weld nuts & studs.



Other Components

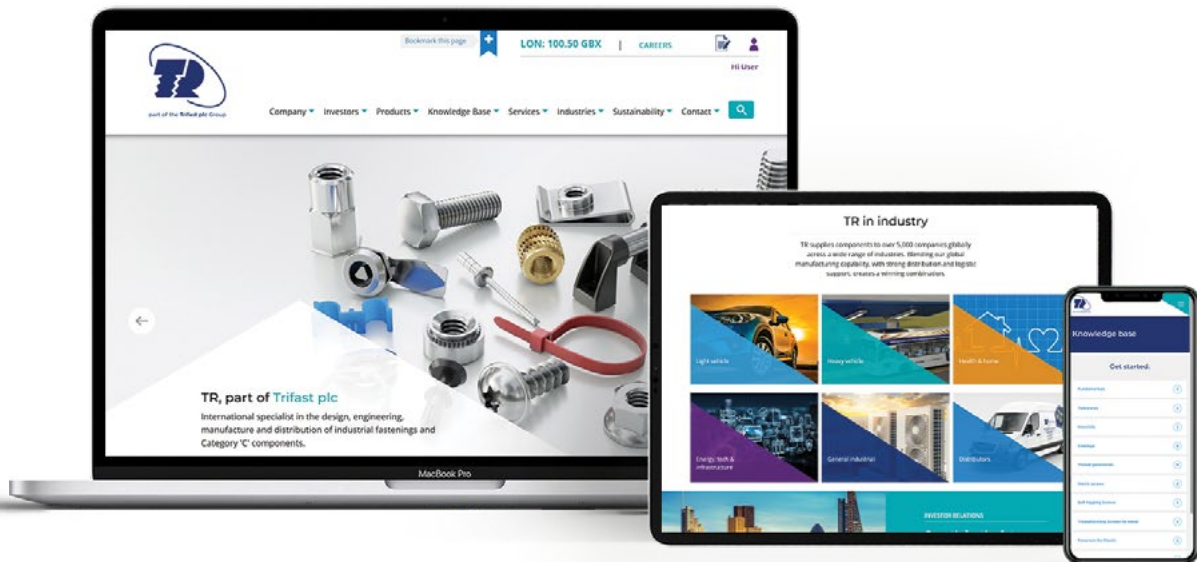
For customers we supply via a Vendor Managed Inventory system such as Direct Line Feed, we can include non-fastener products as part of the supply agreement. We can supply practically any high-volume, low-cost components including:

Cables, clips, plastic parts, connectors, switches, springs, batteries, hinges, levers, handles, brackets, hooks, pins, keys, spacers and stays plus much more.



TR Global Website

More features, more products and more data



www.trfastenings.com is designed to be the ultimate go-to resource for engineers, designers and buyers, with improved navigation and functionality throughout.

TR Fastenings supplies components to over 5,000 companies globally across a wide range of industries, including automotive, electronics, domestic appliances and telecoms.

The TR website features an online catalogue of over 50,000 products for use in all sectors, from TR's own branded range of fasteners including self-clinch fasteners and rivet bushes, self-locking nuts, inserts and screws for plastic, blind rivets and rivet nuts, plastic hardware and enclosure hardware to screws, nuts, washers and specially manufactured parts.

Combining a modern design with a powerful search tool it has never been easier to find the product required. Users can simply search for the product or product range required using any number of search terms and choose from a range of items available and related technical information. Once the product and size needed has been selected, users can view, send or download a dynamically generated 2D drawing for the part that includes all related dimensional data,

download the related 3D model in a number of formats and save the part to the enquiry basket.

In addition, the website carries an extensive Engineering Knowledge Base, which includes:

- A comprehensive range of 2D/3D fastener models available to download
- Step-by-step animated installation guides
- Tooling requirements and related technical information
- Detailed performance data
- Material and finish specifications
- Fastener standards and comparison tables
- Key industries and the services we supply

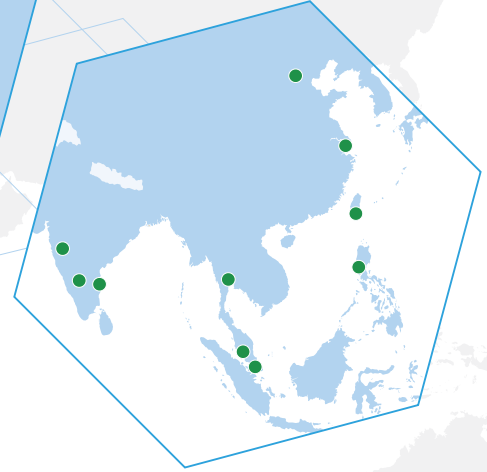
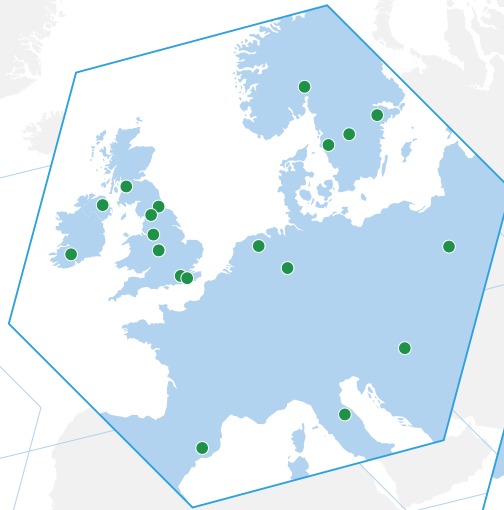
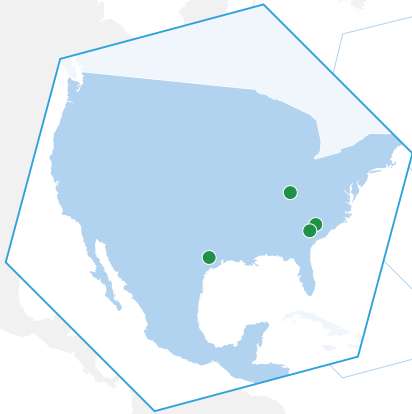
TR Fastenings is a full service provider and the TR website also features sections on the key industries it supplies and the services and technical support available to its customers, from engineering and design through to specification, manufacturing, quality and logistics.

www.trfastenings.com



◀ Scan to go to our website
www.trfastenings.com

Where we operate



UK

t: +44 (0)8454 811 800
e-mail: uk@trfastenings.com

Ireland

t: +353 (0)22 22301
e-mail: ireland@trfastenings.com

Netherlands

t: +31 (0)541 511515
e-mail: netherlands@trfastenings.com

Norway

t: +47 67 06 70 00
e-mail: norway@trfastenings.com

Sweden

t: +46 (0)8 578 44 900
e-mail: sweden@trfastenings.com

Spain

t: +34 93 647 22 45
e-mail: spain@trfastenings.com

Hungary

t: +36 30 342 1218
e-mail: hungary@trfastenings.com

Poland - Representative

t: +48 (22)402 36 14
e-mail: poland@trfastenings.com

Italy

t: +39 (0)75 9149015
e-mail: info@trvic.it

Germany

t: +49 (0) 5246 . 50320 - 0
e-mail: info@trkuhlmann.com

USA

Houston - t: +1 800-280-2181
Charlotte - t: +1 704-588-4740
e-mail: usa@trfastenings.com

Singapore

t: +65 6759 6033
e-mail: singapore@trfastenings.com

Malaysia

t: +6 (03) 5519 1444
e-mail: psep@psep.com.my

China

t: +86 21 5032 5696
e-mail: china@trfastenings.com

Taiwan

t: +886 7 557 6366
e-mail: taiwan@trfastenings.com

Philippines - Representative Office

t: +63-25768476
e-mail: philippines@trfastenings.com

India

t: +91 (0)44 4280 3932
e-mail: india@trfastenings.com

Thailand

t: +66(0)2 130 6562
e-mail: thailand@trfastenings.com

Japan - Representative

t: +81(0)70 4467 1118
e-mail: japan@trfastenings.com



Technical & innovation centres

Birmingham - UK

t: +44 (0)121 521 0100
e-mail: wednesbury@trfastenings.com
sales@trfastenings.com

Gothenburg - Sweden

t: +46 (0)31 31 760 776
e-mail: sweden@trfastenings.com
www.trfastenings.com

CUICAR - South Carolina USA

t: +1 800 280 2181
e-mail: usa@trfastenings.com
info@trfastenings.com



Master Distributor Details

